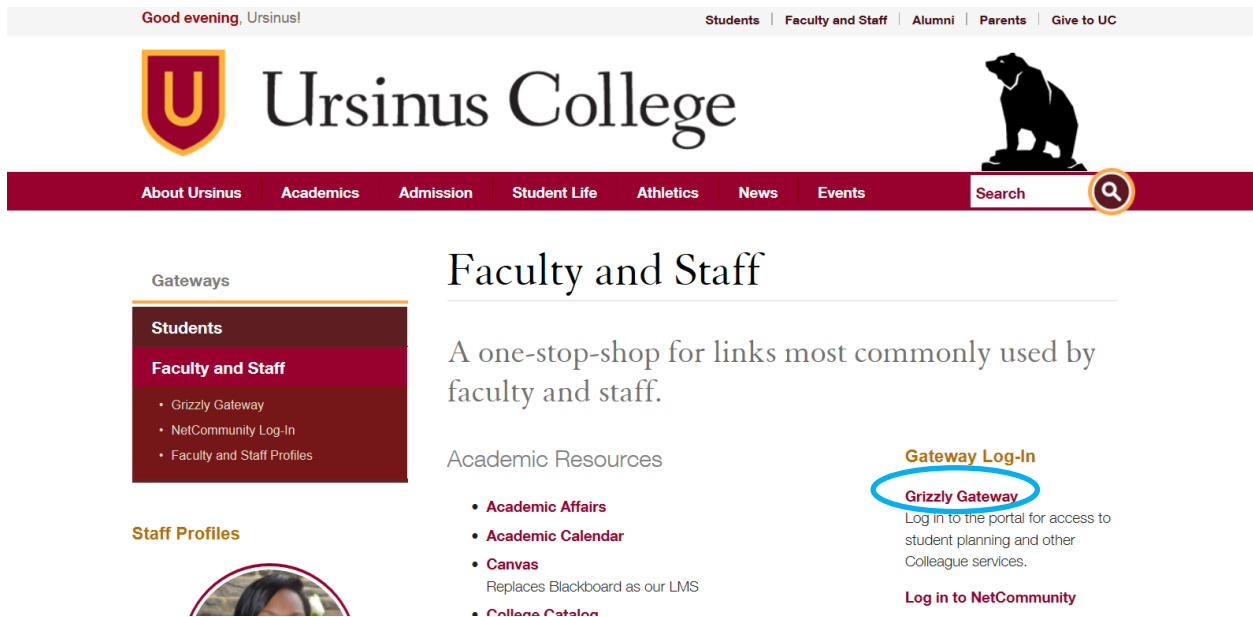


## How to access Class Rosters from the Grizzly Gateway

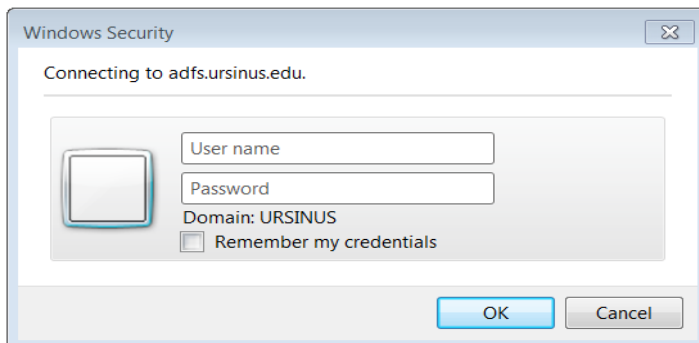
1. Click on **Faculty and Staff**



2. Click on **Grizzly Gateway**

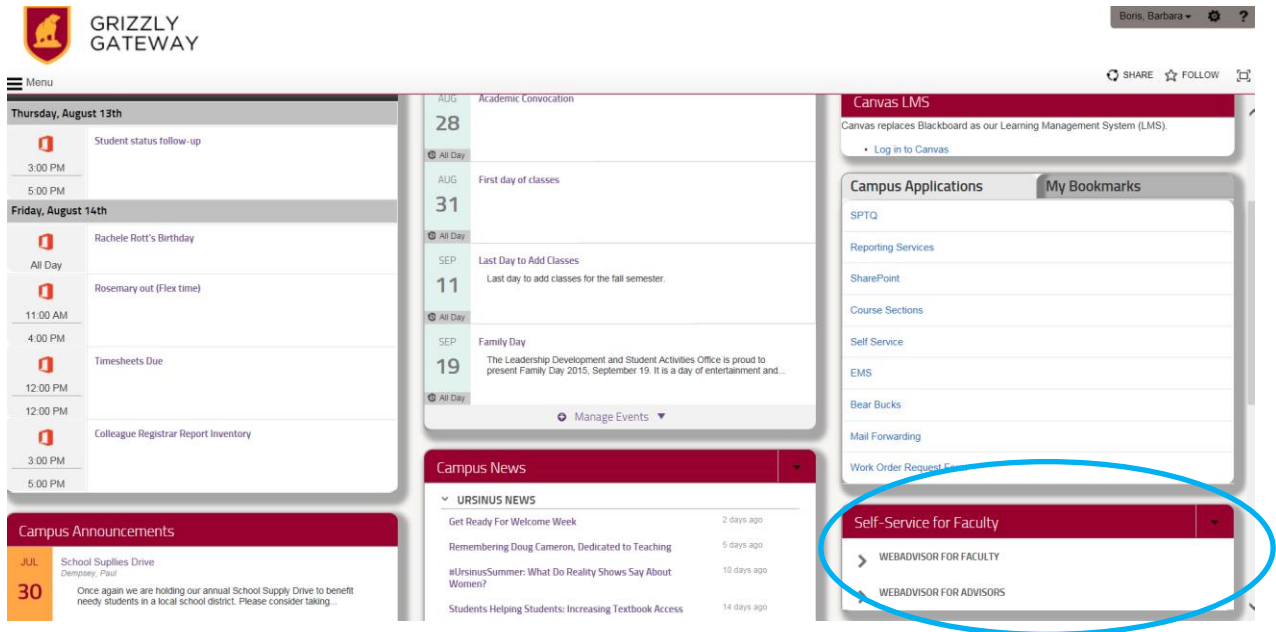


3. Log in

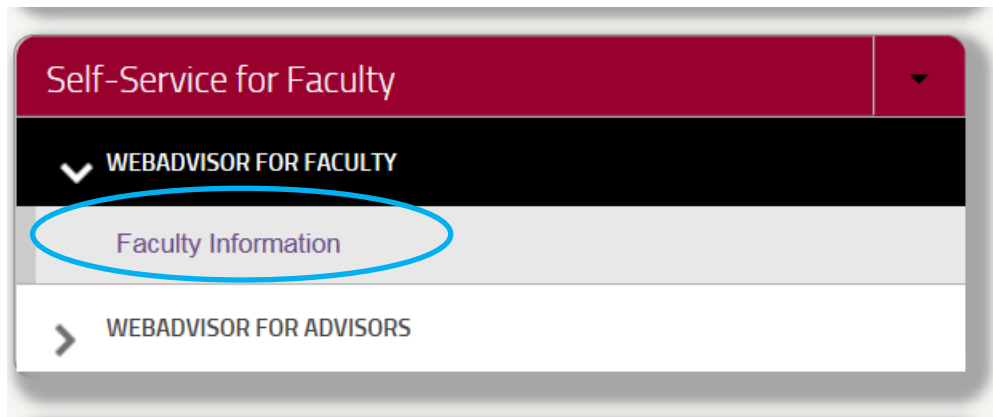


## How to access Class Rosters from the Grizzly Gateway

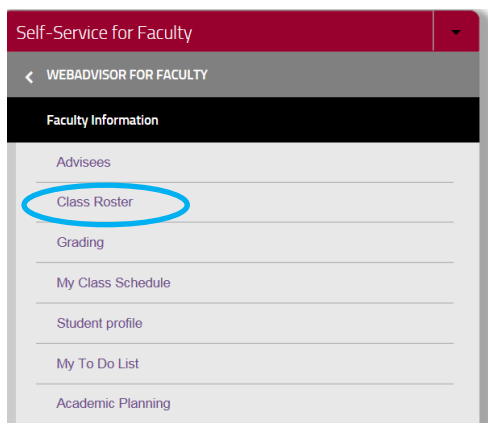
4. Go to **Self-Service for Faculty** (column to the right) and click on **WebAdvisor for Faculty**



5. Click on **Faculty Information**



6. Click on **Class Roster**



## How to access Class Rosters from the Grizzly Gateway

- Click on a class to view the names of the students enrolled.

Inspire Portal Faculty  
**WebAdvisor**

Search this site

WEBADVISOR FOR FACULTY

Faculty Information

- Advisees
- Class Roster**
- Grading
- My Class Schedule
- Student profile
- My To Do List
- Academic Planning

Class Roster Select Section

Section Name and Title	Term	Start Date	End Date	Meeting Information	Location	Reg/Avail/Wait
<a href="#">HIST-253-A The Middle East</a>	Fall 2015	08/31/15	12/19/15	08/31/2015-12/18/2015 Lecture Monday, Wednesday, Friday 08:40AM - 09:50AM, F, W	Olin Hall, Room 301	14 / 11 / 0
<a href="#">IDS-210-A Pre-departure</a>	Fall 2015	08/31/15	12/19/15	08/31/2015-12/19/2015		32 / 8 / 0
<a href="#">PSYC-100-A Intr Psychology</a>	Fall 2015	08/31/15	12/19/15	08/31/2015-12/18/2015 Lecture Monday, Wednesday, Friday 09:00AM - 09:50AM, F, W	Olin Hall, Room 107	42 / 7 / 0

OR: Select a term or date range to change your class list term  Start Date  End Date

SUBMIT

- To view waitlisted student names, put a check in **Show Waitlisted Students** at the bottom of your Class Roster and click on **Submit**. The roster will refresh with the waitlisted students listed at the bottom.

Show Waitlisted Students



SUBMIT