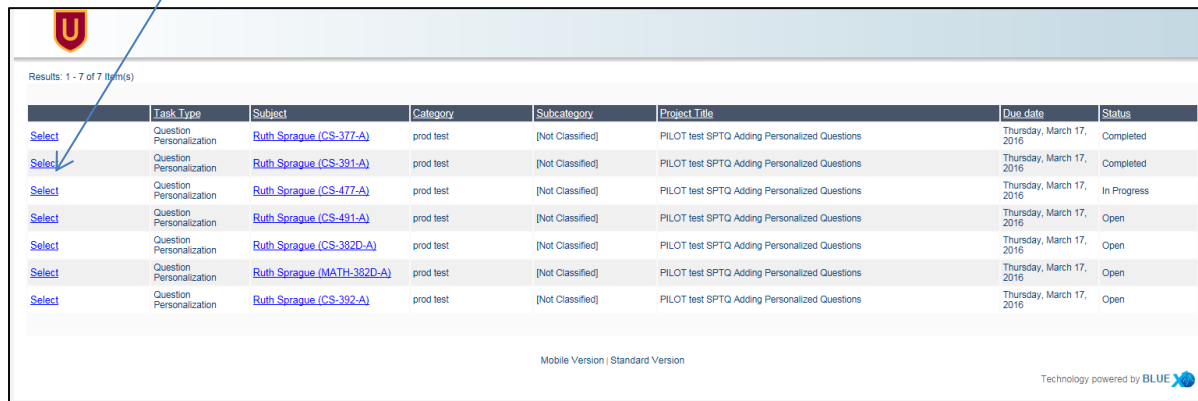


Directions for Entering your Own Personalized Questions for SPTQ.

Begin by either using the link provided in the individual email you received. Click on 'Select' for the course to which you are adding the questions.



Results: 1 - 7 of 7 item(s)

	Task Type	Subject	Category	Subcategory	Project Title	Due date	Status
Select	Question Personalization	Ruth Sprague (CS-377-A)	prod test	[Not Classified]	PILOT test SPTQ Adding Personalized Questions	Thursday, March 17, 2016	Completed
Select	Question Personalization	Ruth Sprague (CS-391-A)	prod test	[Not Classified]	PILOT test SPTQ Adding Personalized Questions	Thursday, March 17, 2016	Completed
Select	Question Personalization	Ruth Sprague (CS-477-A)	prod test	[Not Classified]	PILOT test SPTQ Adding Personalized Questions	Thursday, March 17, 2016	In Progress
Select	Question Personalization	Ruth Sprague (CS-491-A)	prod test	[Not Classified]	PILOT test SPTQ Adding Personalized Questions	Thursday, March 17, 2016	Open
Select	Question Personalization	Ruth Sprague (CS-382D-A)	prod test	[Not Classified]	PILOT test SPTQ Adding Personalized Questions	Thursday, March 17, 2016	Open
Select	Question Personalization	Ruth Sprague (MATH-382D-A)	prod test	[Not Classified]	PILOT test SPTQ Adding Personalized Questions	Thursday, March 17, 2016	Open
Select	Question Personalization	Ruth Sprague (CS-392-A)	prod test	[Not Classified]	PILOT test SPTQ Adding Personalized Questions	Thursday, March 17, 2016	Open

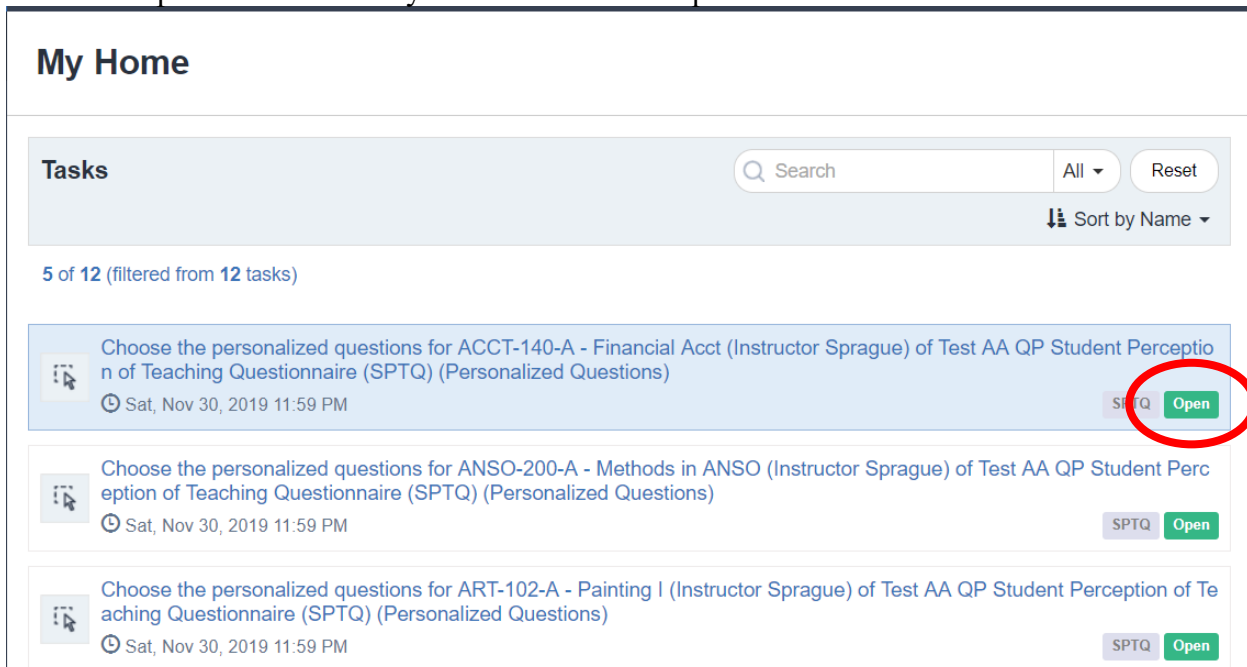
Mobile Version | Standard Version

Technology powered by BLUE

Or

Logging into Blue to see your classes under 'Tasks'.

Click on 'Open' for the course you want to enter the questions.



My Home

Tasks All Sort by Name

5 of 12 (filtered from 12 tasks)

- Choose the personalized questions for ACCT-140-A - Financial Acct (Instructor Sprague) of Test AA QP Student Perception of Teaching Questionnaire (SPTQ) (Personalized Questions)
Sat, Nov 30, 2019 11:59 PM **SPTQ** **Open**
- Choose the personalized questions for ANSO-200-A - Methods in ANSO (Instructor Sprague) of Test AA QP Student Perception of Teaching Questionnaire (SPTQ) (Personalized Questions)
Sat, Nov 30, 2019 11:59 PM **SPTQ** **Open**
- Choose the personalized questions for ART-102-A - Painting I (Instructor Sprague) of Test AA QP Student Perception of Teaching Questionnaire (SPTQ) (Personalized Questions)
Sat, Nov 30, 2019 11:59 PM **SPTQ** **Open**

Click on 'Edit' to enter your question.

PILOT test SPTQ Adding Personalized Questions for Subject

Messages

When this icon is visible, you can modify text.

Instructions [Hide]

The questions listed below define the framework for this questionnaire. Some questions are included by default, while others are optional and are available for selection. Click on "Edit" and customize their content.

Once you are done, click on the "Submit" button at the bottom to finalize your selections. If you are not ready to submit your selections, click on the "Save" button to safeguard your modifications.

Preview View Personalizable items All options

Edit Please replace this text with your own question. Select X Deselected

Edit Please replace this text with your own question. Select X Deselected

Edit Please replace this text with your own question. Select X Deselected

Save Submit

Click on the box to enter question.

Preview View Personalizable items All options

Close Select X Deselected

Please replace this text with your question.

Extremely Effective Very Effective Moderately Effective Very Ineffective

Edit Please replace this text with your question. Select X Deselected

Edit Please replace this text with your question. Select X Deselected

Edit Please replace this text with your question. Select X Deselected

Edit Please replace this text with your question. Select X Deselected

Copy to Copy Copy & Submit Save Submit

Enter your own question

For example: 'This is the question that I want to ask.' Click on 'Select'.

Do the same to all of your questions.

Once you have all your questions typed in and selected click on 'Save' Preview the questions using the 'Preview' at the top of the questions. If you are adding more than one question, you can save in between each question or wait until all questions are done.

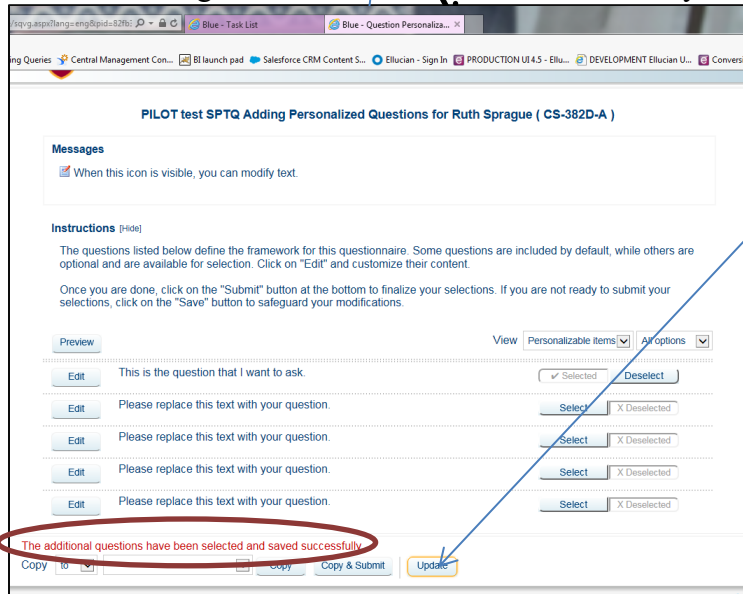
NOTE: You will not see your question in Preview until you 'Save'.

Once you are completely done click on 'Submit' at the bottom of the form.

You will see confirmation in red.

Close out by clicking on the 'x' of the tab on the top of your screen.

If you need to add or edit any questions before you exit this screen, make your additions or changes and instead of 'Save' or 'Submit' you can click on 'Update'.



If you want to use the same questions in another course that you are teaching this semester, you can use the 'Copy' to or from at the bottom and then in the box to the right you can choose what course by clicking on the drop down arrow. Then click on 'Copy & Submit'.