

Apporto Instructions

What is Apporto?

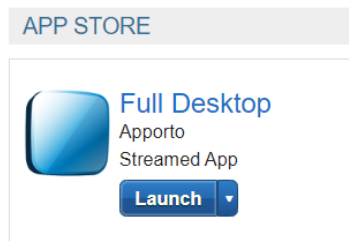
Apporto is a virtual desktop environment that provides access to software such as SPSS, SAS, Excel, Mathematica, etc. on a virtual PC interface without having to download the software to your computer.

How do I access Apporto?

Go to <https://ursinus.apporto.com/> and click **Log In**. Sign in using your Ursinus credentials.







Select **Launch** under Full Desktop.



How do I use Apporto?

Within the virtual desktop you can:

- [Access software](#) by clicking on the preferred software icon on the desktop.
- Select the [File Upload](#) icon  in the top left-hand corner to open, or upload, a file from your computer in Apporto.
- Select the [File Download](#) icon  in the top left-hand corner to save, or download, a file created in Apporto to your computer.
- Select the [Snapshot](#) icon  to take a snapshot of your session in case you need to undo your work.
- Select the [Share Screen](#) icon  to share your virtual screen with others.
- And much more!

Consult <https://www.apporto.com/helpcenter> for further instructions.

Contact Tech Support (techsupport@ursinus.edu) if you have questions or run into any issues.